

BioSafe Systems' Data Control and Reporting

BioSafe Systems' Data Control and Reporting


Cloud based solution that allows for real-time data collection and data manipulation

- ✓ Pulls data from PLC and stores it in the BioSafe cloud
- ✓ No server stored at customer location

Each customer has their own custom dashboard

- ✓ All relevant data is included in dashboard.
- ✓ Can be accessed by mobile app or browser.
- ✓ Trend desired data.
- ✓ See real time data and historical reports

Our System



API calls



BioSafe Cloud



Send/Recieve Data



Our System

cont.

Customized, emailed reports for each customer

- ✓ Report timeline can be customized

Customer can remotely adjust process setpoints and view real-time information on either mobile device or computer.

Receive alarms via text or email

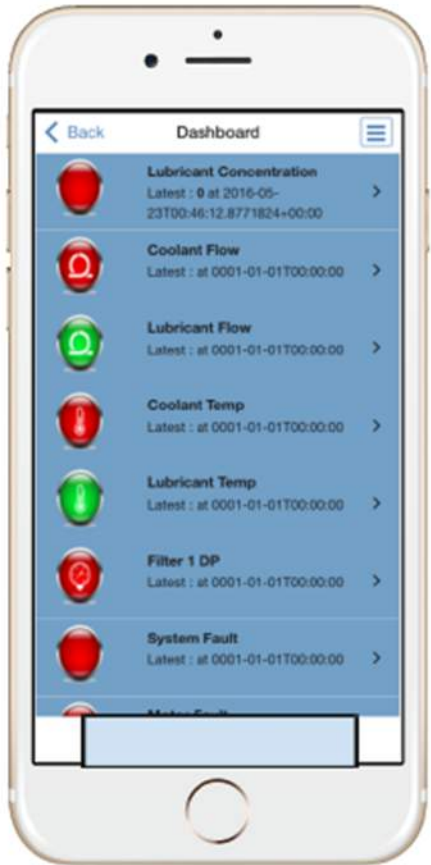
No additional equipment needed to store data

Can add documents and videos to each customer dashboard

- ✓ Useful for manuals or instructional videos

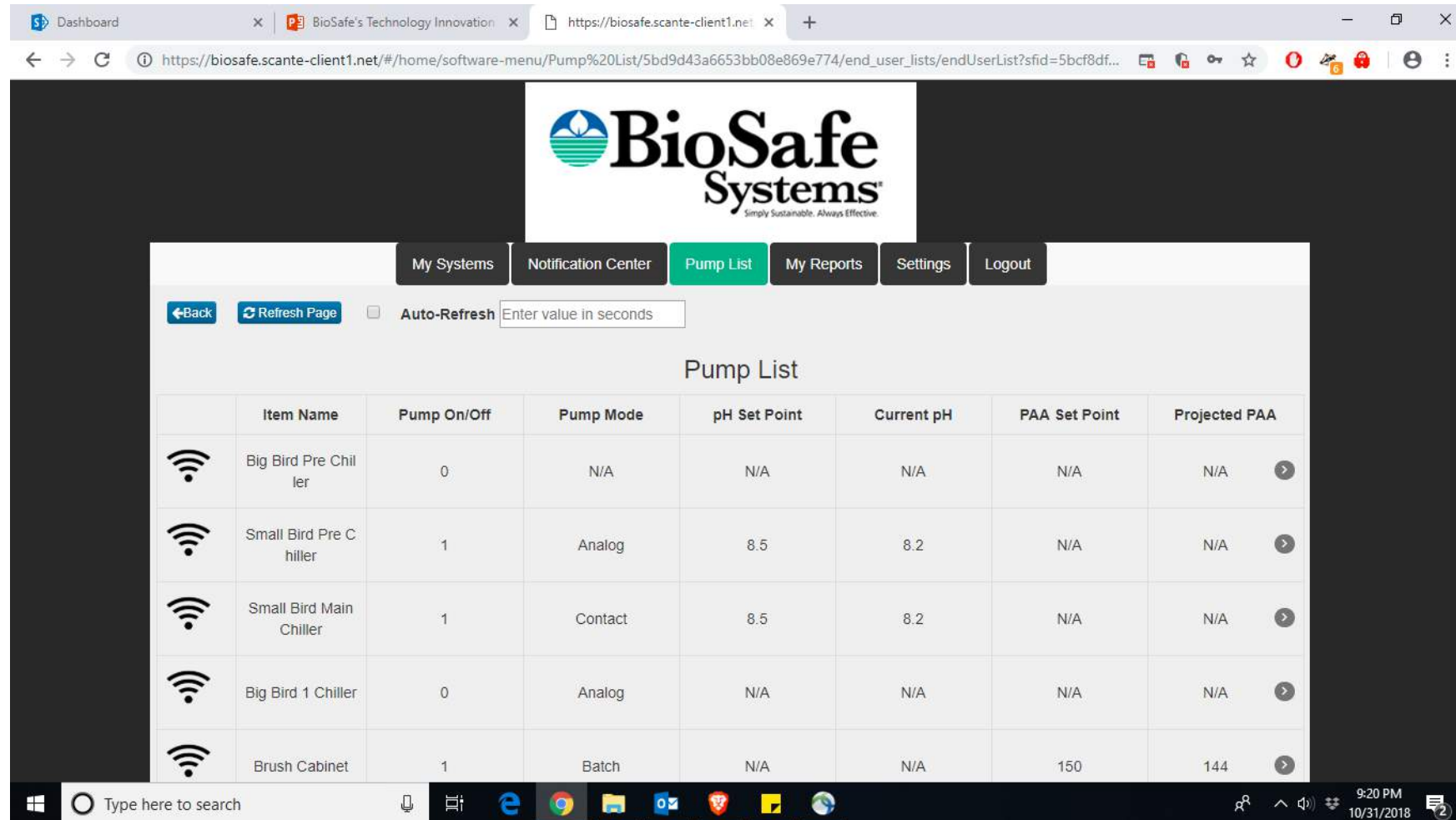
Customer Dashboard

SIMPLY SUSTAINABLE. ALWAYS EFFECTIVE.













Customer Dashboard

Main Screen



The screenshot shows a web browser window displaying the BioSafe Systems Customer Dashboard. The dashboard features a navigation menu with options: My Systems, Notification Center, Pump List (highlighted), My Reports, Settings, and Logout. Below the navigation menu, there are controls for 'Back', 'Refresh Page', and 'Auto-Refresh' (with a text input for seconds). The main content area is titled 'Pump List' and contains a table with the following data:

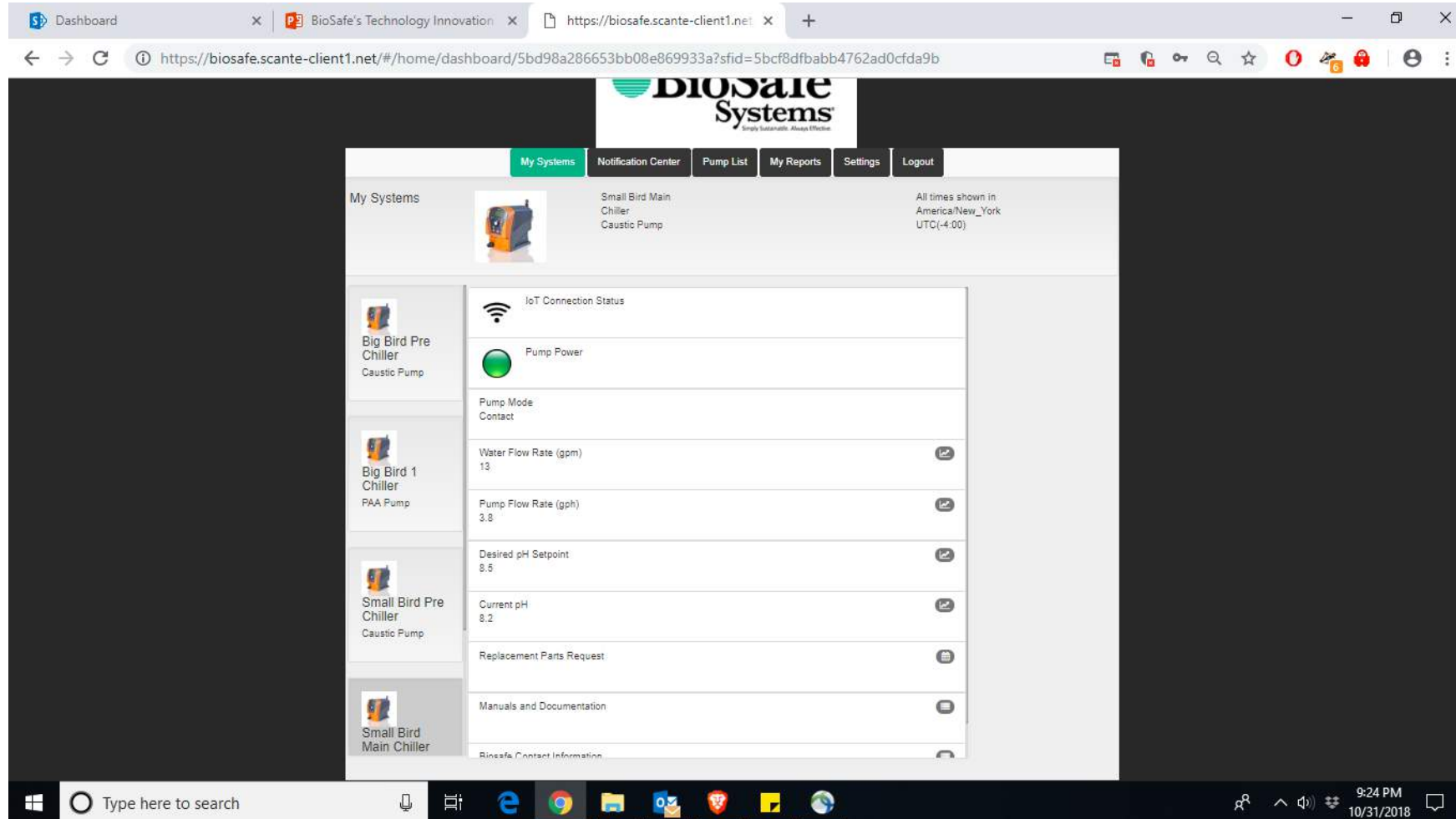
	Item Name	Pump On/Off	Pump Mode	pH Set Point	Current pH	PAA Set Point	Projected PAA
	Big Bird Pre Chiller	0	N/A	N/A	N/A	N/A	N/A 
	Small Bird Pre Chiller	1	Analog	8.5	8.2	N/A	N/A 
	Small Bird Main Chiller	1	Contact	8.5	8.2	N/A	N/A 
	Big Bird 1 Chiller	0	Analog	N/A	N/A	N/A	N/A 
	Brush Cabinet	1	Batch	N/A	N/A	150	144 

The Windows taskbar at the bottom shows the search bar, task view, and several application icons. The system tray on the right indicates the time is 9:20 PM on 10/31/2018.

Customer Dashboard

Specific Pump

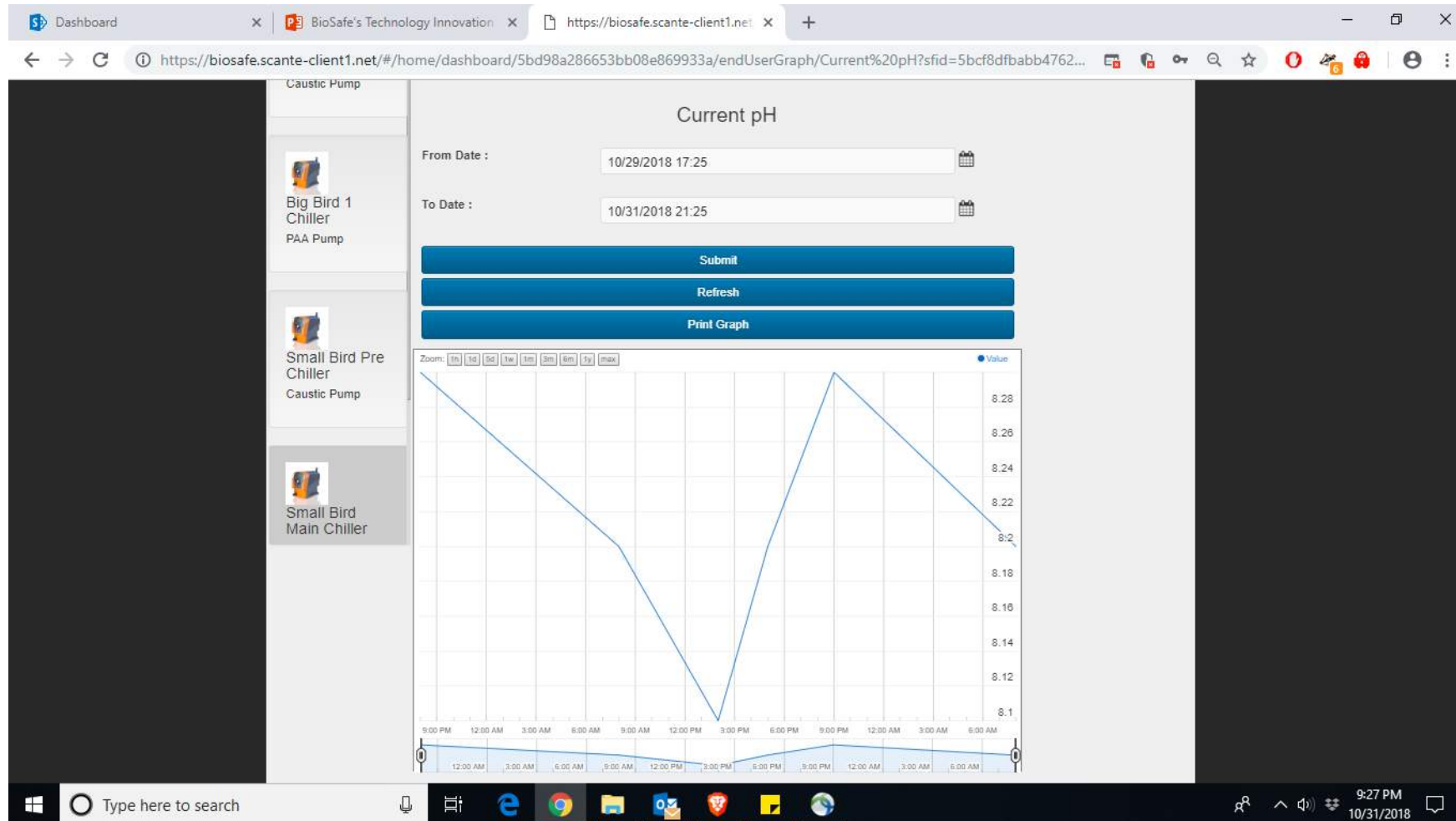
SIMPLY SUSTAINABLE. ALWAYS EFFECTIVE.



The screenshot shows a web browser window displaying the BioSafe Systems Customer Dashboard. The browser's address bar shows the URL: <https://biosafe.scante-client1.net/#/home/dashboard/5bd98a286653bb08e869933a?sfid=5bcf8dfbabb4762ad0cfa9b>. The dashboard features a navigation menu with options: My Systems, Notification Center, Pump List, My Reports, Settings, and Logout. The main content area is titled "My Systems" and includes a "Small Bird Main Chiller Caustic Pump" with a status icon. Below this, there is a "Big Bird Pre Chiller Caustic Pump" and a "Big Bird 1 Chiller FAA Pump". The right-hand side of the dashboard displays "IoT Connection Status" (indicated by a Wi-Fi icon), "Pump Power" (indicated by a green circle), and various operational metrics: Pump Mode (Contact), Water Flow Rate (13 gpm), Pump Flow Rate (3.8 gph), Desired pH Setpoint (8.5), and Current pH (8.2). There are also sections for "Replacement Parts Request" and "Manuals and Documentation". The Windows taskbar at the bottom shows the search bar, system tray, and the date/time: 9:24 PM, 10/31/2018.

Customer Dashboard

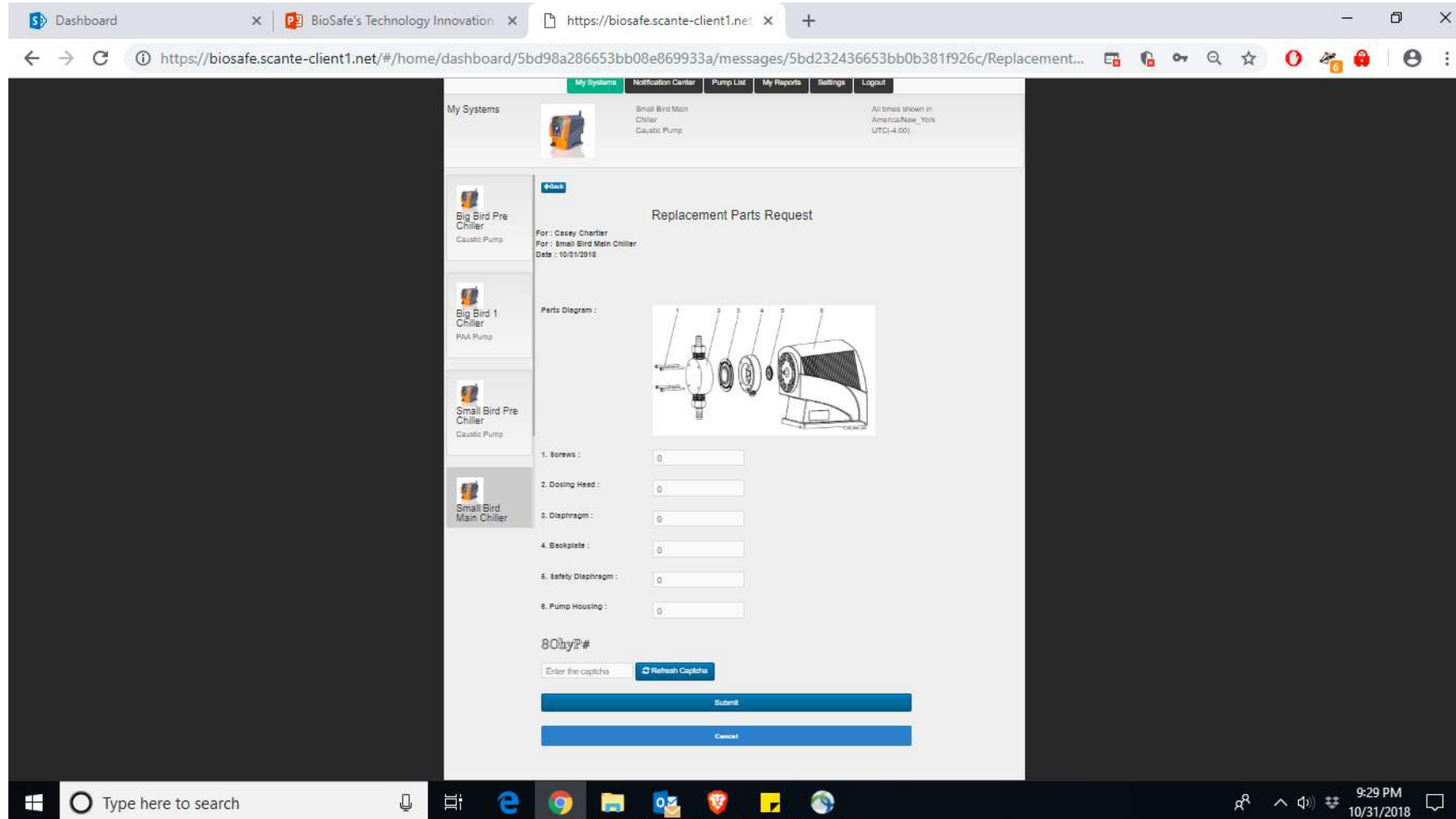
Trending Data



Customer Dashboard

Replacement Parts

SIMPLY SUSTAINABLE. ALWAYS EFFECTIVE.



The screenshot shows a web browser window displaying the BioSafe Customer Dashboard. The browser's address bar shows the URL: <https://biosafe.scante-client1.net/#/home/dashboard/5bd98a286653bb08e869933a/messages/5bd232436653bb0b381f926c/Replacement...>

The dashboard interface includes a navigation menu with the following items: My Systems, Notification Center, Pump List, My Reports, Settings, and Logout. The main content area is titled "Replacement Parts Request" and contains the following information:

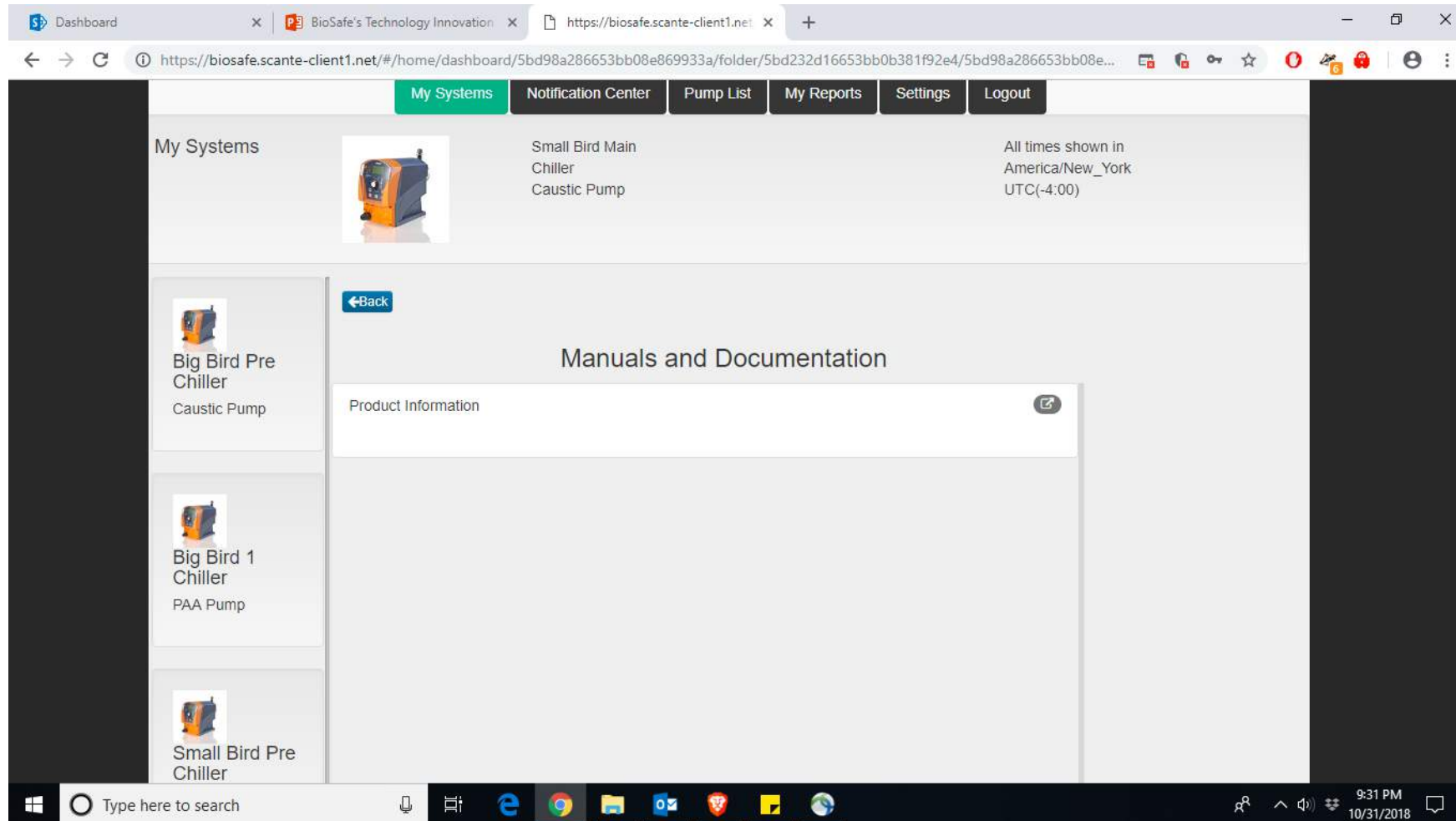
- My Systems:** A list of systems including "Small Bird Main Chiller" and "Caustic Pump".
- Request Details:** "For: Casey Charlier", "For: Small Bird Main Chiller", and "Date: 10/31/2018".
- Parts Diagram:** A technical drawing of a chiller unit with numbered callouts (1-8) pointing to various components.
- Form Fields:** A list of components with corresponding input fields for quantity:
 - 1. Screws:
 - 2. Dosing Head:
 - 3. Diaphragm:
 - 4. Backplate:
 - 5. Safety Diaphragm:
 - 6. Pump Housing:
- Security:** A "80hyZ#" captcha field with a "Refresh Captcha" button.
- Buttons:** "Submit" and "Cancel" buttons.

The Windows taskbar at the bottom shows the time as 9:29 PM on 10/31/2018.

Customer Dashboard

Equipment Manuals

SIMPLY SUSTAINABLE. ALWAYS EFFECTIVE.

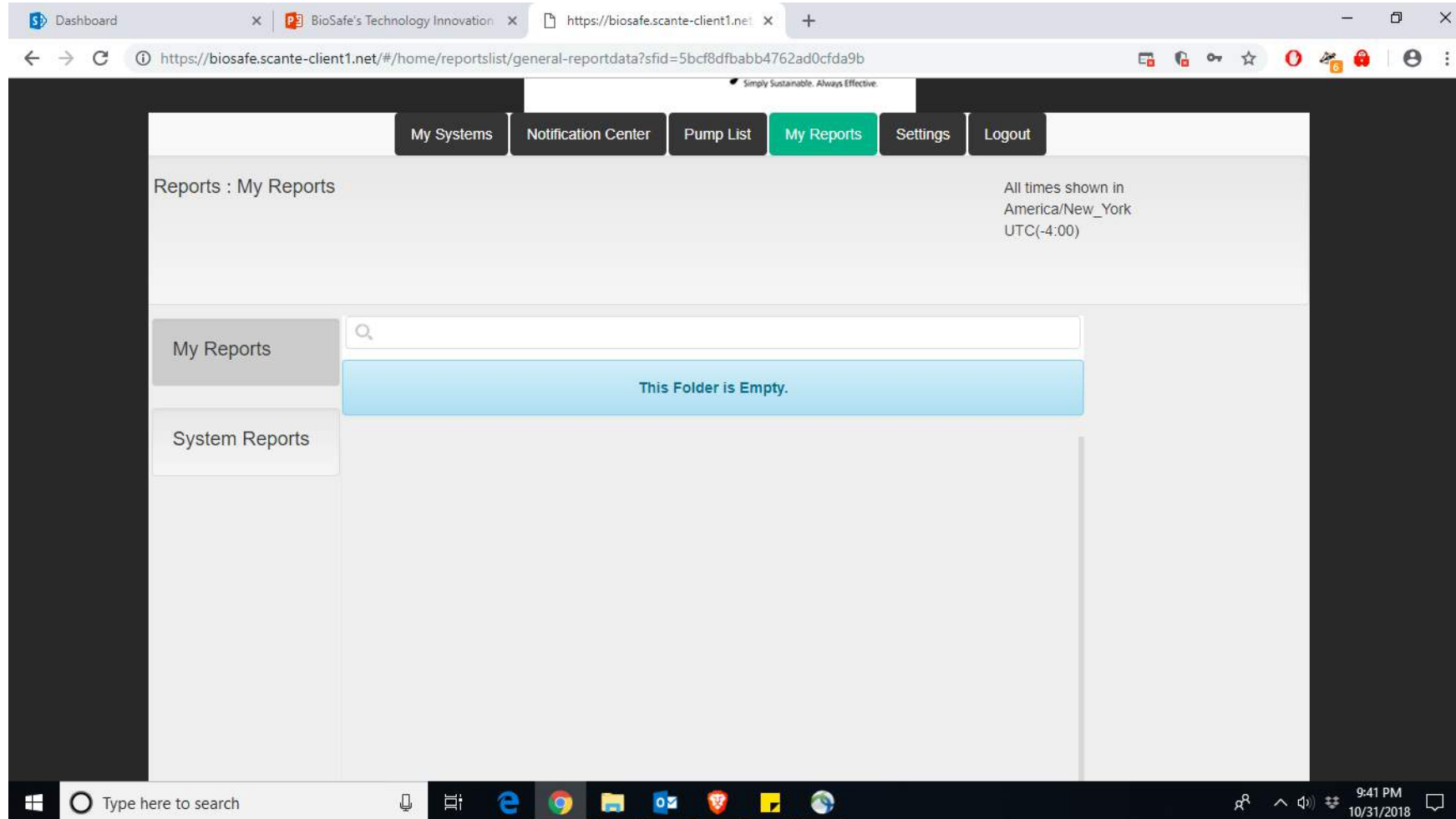


The screenshot shows a web browser window with the following elements:

- Browser Tabs:** Dashboard, BioSafe's Technology Innovation, and a URL starting with https://biosafe.scante-client1.net.
- Navigation Menu:** My Systems (highlighted), Notification Center, Pump List, My Reports, Settings, Logout.
- My Systems Section:** A card for 'Small Bird Main' containing 'Chiller' and 'Caustic Pump'. It also shows 'All times shown in America/New_York UTC(-4:00)'.
- Manuals and Documentation Section:** A 'Back' button and a 'Product Information' card with an external link icon.
- Left Sidebar:** A list of equipment items, each with a small image:
 - Big Bird Pre Chiller (Caustic Pump)
 - Big Bird 1 Chiller (PAA Pump)
 - Small Bird Pre Chiller
- Windows Taskbar:** Search bar, task icons, and system tray showing 9:31 PM on 10/31/2018.

Customer Dashboard

Reports

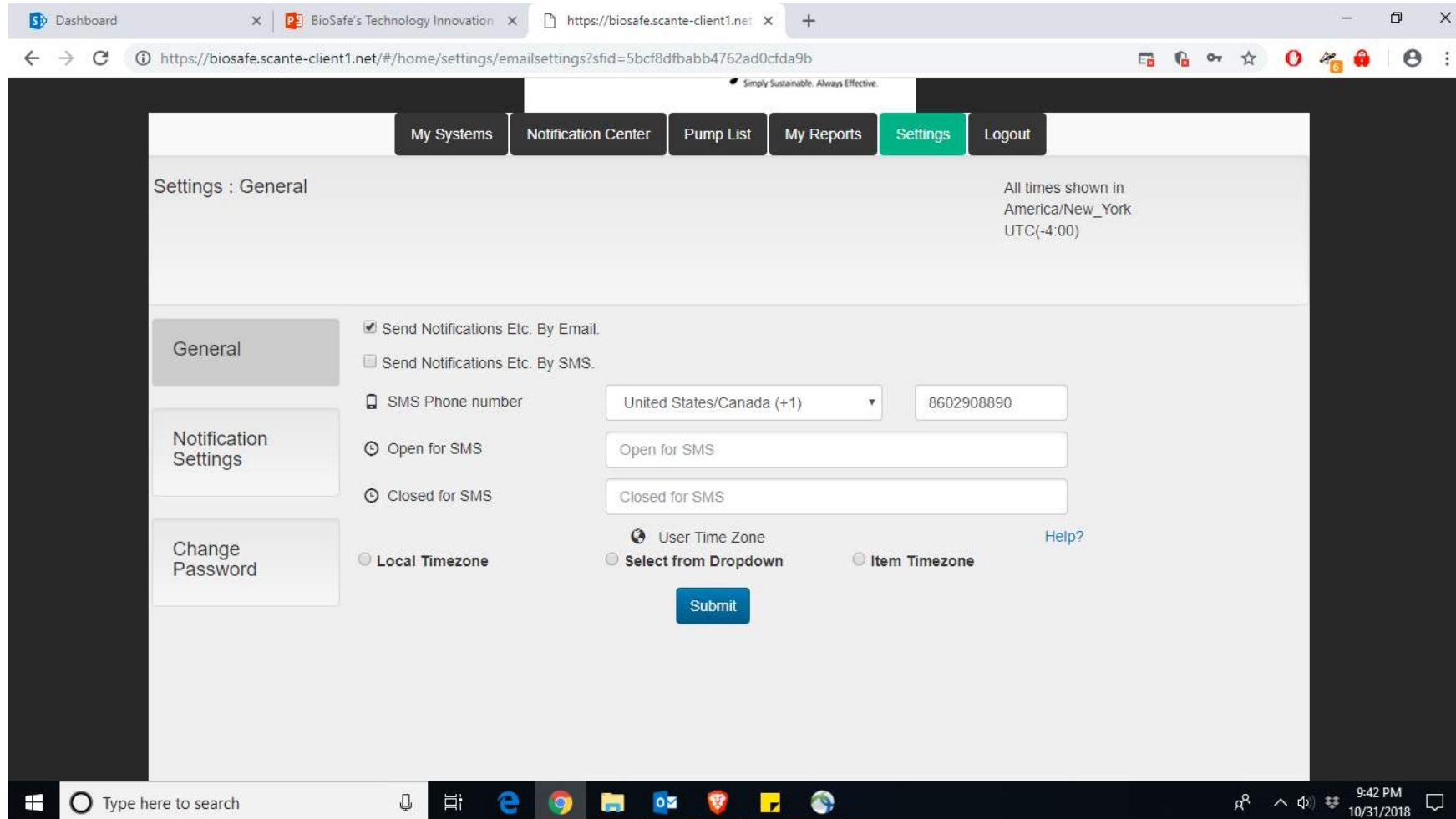


The screenshot shows a web browser window displaying the BioSafe Customer Dashboard. The browser's address bar shows the URL: <https://biosafe.scante-client1.net/#/home/reportslist/general-reportdata?sfid=5bcf8dfbabb4762ad0cfa9b>. The dashboard has a dark navigation bar with the following menu items: My Systems, Notification Center, Pump List, My Reports (highlighted in green), Settings, and Logout. Below the navigation bar, the page title is "Reports : My Reports" and the time zone is set to "All times shown in America/New_York UTC(-4:00)". On the left side, there is a sidebar with "My Reports" and "System Reports" sections. A search bar is located above the "My Reports" section. The main content area displays a blue message box that says "This Folder is Empty." The Windows taskbar at the bottom shows the search bar, several application icons, and the system tray with the time 9:41 PM and date 10/31/2018.

Customer Dashboard

Settings

SIMPLY SUSTAINABLE. ALWAYS EFFECTIVE.



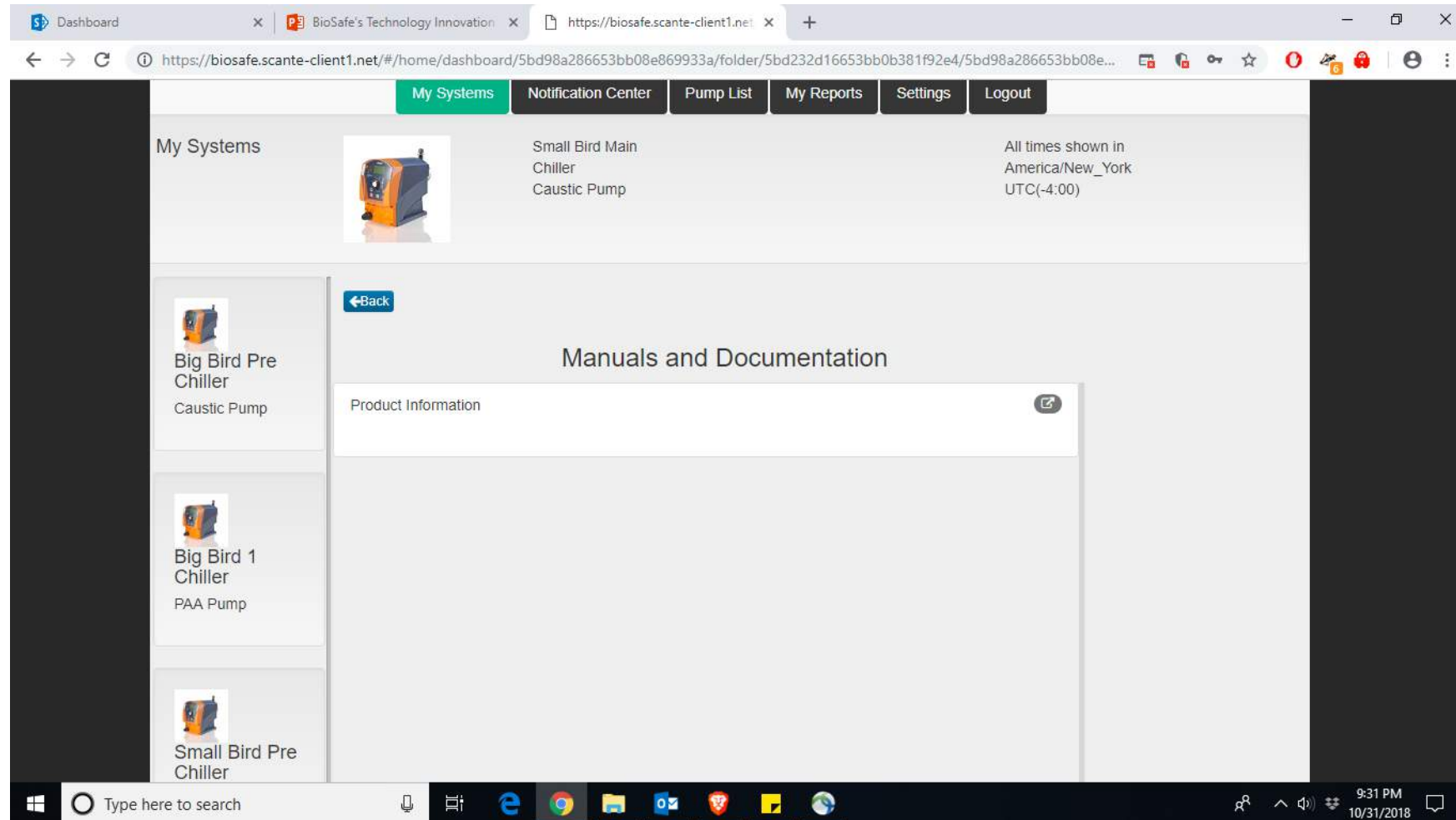
The screenshot shows a web browser window displaying the BioSafe Systems Customer Dashboard. The browser's address bar shows the URL: <https://biosafe.scante-client1.net/#/home/settings/emailsettings?sfid=5bcf8dfbabb4762ad0cfa9b>. The dashboard has a dark navigation bar with the following menu items: My Systems, Notification Center, Pump List, My Reports, Settings (highlighted), and Logout. The main content area is titled "Settings : General" and includes a note: "All times shown in America/New_York UTC(-4:00)". On the left side, there are three menu items: "General" (selected), "Notification Settings", and "Change Password". The "General" settings section contains the following options:

- Send Notifications Etc. By Email.
- Send Notifications Etc. By SMS.
- SMS Phone number: United States/Canada (+1) [dropdown] 8602908890 [input]
- Open for SMS: [input with value "Open for SMS"]
- Closed for SMS: [input with value "Closed for SMS"]
- User Time Zone: Local Timezone, Select from Dropdown, Item Timezone

A blue "Submit" button is located at the bottom of the settings section. A "Help?" link is visible to the right of the "Item Timezone" option. The Windows taskbar at the bottom shows the search bar, task view, and several application icons. The system tray on the right indicates the time is 9:42 PM on 10/31/2018.

Customer Dashboard

Notification Center



The screenshot shows a web browser window displaying the BioSafe Customer Dashboard. The browser's address bar shows the URL: <https://biosafe.scante-client1.net/#/home/dashboard/5bd98a286653bb08e869933a/folder/5bd232d16653bb0b381f92e4/5bd98a286653bb08e...>. The dashboard has a top navigation bar with tabs: **My Systems** (highlighted in green), Notification Center, Pump List, My Reports, Settings, and Logout. Below the navigation bar, the "My Systems" section displays a card for "Small Bird Main" with a sub-card for "Chiller Caustic Pump" and a note: "All times shown in America/New_York UTC(-4:00)". A left sidebar lists three system cards: "Big Bird Pre Chiller Caustic Pump", "Big Bird 1 Chiller PAA Pump", and "Small Bird Pre Chiller". The main content area is titled "Manuals and Documentation" and contains a "Product Information" box with a share icon. A "← Back" button is located at the top left of the main content area. The Windows taskbar at the bottom shows the search bar, task view, and various application icons, with the system clock indicating 9:31 PM on 10/31/2018.

Customer Dashboard

Email Alarms

